

Ashley Wanner
EDU 301
Philosophy Paper

Philosophy Paper
EDU 301
Dr. Lamb
April 27, 2017

1. My Philosophy

My philosophy for my classroom will be to have a safe and inviting environment. I want all students to feel that they can be themselves and take a step out of their comfort zone within the classroom. I also think that building relationships with my students is the most important thing in my classroom, so taking time to get to know each and every one of them right away is my number one priority. I also want my students to have options and choice throughout the classroom along with different activities and materials to explore. I believe that all types of learners should be able to be exposed to ways that they find most successful to them and their learning. I also think that hands on learning and PBL are really beneficial ways to teach students, so I want to incorporate that a lot in my classroom as well.

2. Appendix

Second Graders,

Hello, and welcome to second grade. I hope you are all having a great summer and are excited for a great school year. We are going to have so much fun learning so many new things together so I hope you are ready for this great year ahead, I can't wait!!

First off I would love to tell you a little bit about myself. This is my first year teaching so I cannot wait to get started and meet all of you! Along with teaching, I also love to coach my two favorite sports volleyball and basketball. I love being outside and spending time with my family and friends.

Here is just a sneak peak of some fun things we are going to do this school year. *Insert different activities such as field trips, important events, etc.*

I hope you all have a great rest of the summer and I will see you soon!!

Ms. Wanner

Dear Second Graders and Parents,

Again, welcome to second grade and I hope you are all ready for a great year. I cannot wait to see what this year has in store for us, we are going to have so much fun together. Here are a couple things you will need to keep in mind for the year ahead:

-Phy. Ed. will be on _____ and _____ so appropriate shoes will be needed for those days. If not appropriate shoes are worn for that certain day, the student may be asked to sit out on certain activities.

-We will be having Library on _____ and Music on _____. As far as library books go, your child is required to bring their book back the week after it is checked out.

-***Since I have told you all a little about me and will have pictures of my family, I would love if every student, if they would like, could bring in a small picture of their family for me to display in the classroom.

-We will have one snack in the afternoon, so if your child would like to bring a snack he or she will just keep it in their backpack until snack time. With this, all students are welcomed to bring a water bottle to class to have on their desk for the day.

-Each student will have a homework or take home folder that they will take home every night. This folder will contain either letters from me or other important letters from the school along with homework that was assigned that day and was not completed by the student. The folder is to be returned every day to school with assignments done or papers signed.

-BIRTHDAYS: For treats on your child's birthday, I ask that all treats are run by me just for the different allergies within the classroom. As far as invitations, just so there

Ashley Wanner
EDU 301
Philosophy Paper

are no hurt feelings, all birthday invitations are given to me at the beginning of the day and I will hand them out at specific times to those certain students. If your child is having a party and plans on inviting all the girls, all the boys, or everyone then they are allowed to hand out in themselves.

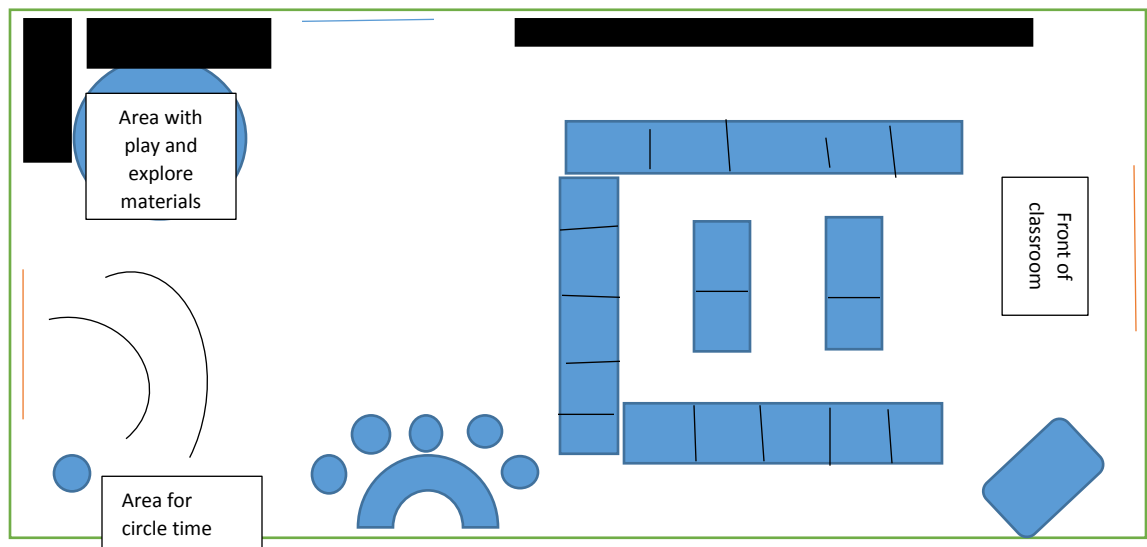
I am so excited for a great year ahead and cannot wait to see what it has in store. Parents if you have any questions or concerns, please feel free to come by my classroom, give me a call or email me. Here is also a link to our school website if any other concerns or questions “_____”. Here you will also find information about different ways parents can get involved with the school.

Sincerely,

Ms. Wanner

Classroom Set up

Like I said in my philosophy I like to have a lot of different materials and activities within my classroom. I want a lot of different centers that let my students explore and try new things throughout the classroom. For desk set up, I like the idea of pods or all desks in a U shape facing the front of the classroom. Each desk will have a nametag on each so students feel like they have space that they can call their own. If there are pods, I like the idea of nametags along with a box at each pod with extra markers, pens, pencils, erasers, etc. I also like the kidney shaped table so I can have one on one time with students. As shown in the diagram, I will also have an area in the back of the classroom for circle time where we will have morning meetings and different whole group's discussions or activities. Finally, an area for students to play and explore different activities and materials.



3. Plan for First Week

The first few days in any classroom for any age all start out with going over procedures, guidelines, class expectations, along with different aspects of the classroom. The age I want to focus on for my final paper is second grade. To start off with my first week agenda, the first day would be really basic and simple. As the students enter the classroom, I would show the students where their desks and cubies are and where to put their backpacks and coats.

Next, I would go through the morning routine. This including how to take lunch count and attendance, for this I like to have all the names of the students on the active board or use an magnetic board with their names on a magnet to put in the desired lunch spot. For the active board, they then have to come to the board and move their name to one of the three options; hot lunch, sack lunch from home, or salad/sandwich. I would also like to have a morning meeting with the students where we would go over the agenda for the day and talk about the worksheet or reading assignment they would have on their desk every morning when they arrive to school. Each morning assignment would be on their desk ready for them to complete right away when they arrive in the morning.

When first arriving at the morning meeting on the first day of school, I would have a little presentation of myself. I would create a PowerPoint that showed pictures of my family and friends, along with some things I like to do. I think morning meetings are important so I would have one ever day. “During the meeting, the schedule for the day is shared, as well as important upcoming dates and events.....The Morning Meeting is a time when students can bring up any relevant issues that may be bothering them” (page 171, Wong). These meetings are important to me because it can let me see where every child is at every day. I like to have a morning quote or message to leave the students to think about during the day as well. Some may have had a rough

night or morning with parents or family so letting them let it all out before we start can help a ton to a good rest of the day. I would then play a “get to know you” game with the whole class. This may consist with either a “get to know you bingo” game or a “shoe talk” game for example. The shoe talk game is where the class divides up into two teams and puts one shoe in a big bag. Students then take turns taking out a shoe and finding the owner and then asks different questions. Of course, different games are for different ages, but I thought these two are pretty fun.

From there I would go over bathroom and drink procedures. I like using different hand signals such as students holding up a one for going to get a drink and a two for going to the bathroom. The student will then grab either the “Boys Bathroom”, “Girls Bathroom”, or the “Drink Pass” and put it on their desk. I like using this method because if I am talking to a student on something, that certain student just has to hold up a number and I can tell them either yes or no. With explaining the bathroom procedure, I would also tell them when they can go to the bathroom unless it is an emergency. The times to use the bathroom would be either during worktime, snack, or before we would go to a special. Going off of that, we would talk about the voice level to use in the bathroom, how much soap to use, or how much paper towel to use. With the younger students it is very important to go through every step and model for them on how to do it. Finally, on the first day, I would introduce them to some attention getters that I will be using throughout the year. An example would be I say “1, 2, 3 eyes on me” and the students say “1, 2 eyes on you”, along with many others that will be taught throughout the days to come.

The second day would consist of a variety of things including talking about the voice meter and what levels are used at what times or activities. I like the voice meter because then the

students have certain expectations that they are accountable for. The first and second day would also be teaching them how to line up and what a line looks like and sounds like when going to different specials, lunch, or recess. As far as lining up, I would like to have a line of tape on the floor so they know where to line up, I saw this in my practicum and I really loved it. I would also teach the point system I would have in my classroom. Each row or pod would be given a number and if they did their job quickly and quietly or came to the carpet without talking or distractions, they would get an award at the end of the month or week. Either at the end of the first day or explain it more the second day, I would go over class jobs and what group is assigned to do what. I like the idea of class jobs because again it holds a responsibility for each student. Again like the first day, I would keep repeating different attention getters that I would use within my classroom. Finally, I also love the idea of having the students explore the classroom and different materials within it. Giving the students an idea of what they have to work with.

The next few days would consist of more of the specific stuff and possibly getting into a little bit of work. I would explain to them the take home folders and the expectations behind those, along with where to hand in assignments or late work. I also like the idea of if my desks are not in pods and are not accessible to “pod boxes”-which have extra pencils, markers, crayons, erasers, etc. within them- I would have extra supplies in the back of the room. I like this idea because then students do not have to worry about not having a pencil or marker. Anyway to make them feel like they belong and feel safe in my classroom is my main goal. Within these next few days I would also explain to them different groups for “daily 5” and what to do for the different math groups that will also be happening on a given day. Just like the first few days, repetition of attention getters and little reminders of how a proper line looks or the voice level

when we are heading to gym class. Yes explaining these procedures are important, but modeling and going through what a certain action looks like and doesn't look like I think is very important.

As far as different strategies to handle inappropriate behaviors go I think it is important to pick your battles and let other things go. Different battles can be diminished by giving the student a choice, for example, "you can either do your math worksheet not or with me at recess". Just using different strategies to avoid conflict as much as possible. Going off of Love and Logic talking about rules and consequences, I think it is important to create classroom rules or guidelines with your class. I want my class to be a part of making the rules so they know what is expected of them.

I also want to enforce the idea of handling problems right away and not waiting until the next day or later that day to handle it. Instead of yelling at the student and calling them out I like the approach of taking that student(s) aside and going through the situation with them and asking why they felt like they needed to do what they did or what happened. Calmly talking to them on how to maybe handle things differently and make a plan when they feel worked up or upset about something. The steps to take if misbehavior would happen would be to work it out and make a plan with the student, and then if that does not work have a meeting with the student and the parents. With situations like these, I want to have a calming or safe place in my classroom for the students to go and just relax, take a breath and regroup. Working on preventing things before they happen again. I also like the idea of talking with the student and asking them what I can do to help them in different situations, this can help them feel that I am here to help and not just yell at them. Also off Love and Logic and being a coach, I love the saying "I love and care about you too much to argue".

Ashley Wanner
EDU 301
Philosophy Paper

All in all I want my students to know that they can trust me and that I care about them. I love idea of having choice and variety in my classroom so all learners feel that they can reach their full potential. I also want the students to be involved with making the rules and guidelines. I want to be a teacher that leaves an impact on all my students and know that they leave my classroom knowing that they are loved and cared about.

Ashley Wanner
EDU 301
Philosophy Paper

References

Wong, H.K., R.T. Jondahl, S.F., & Ferguson, O. F. (2014). The Classroom Management Book.

Mountain View, CA: Harry K. Wong Publications.

Fay, J., & Funk, D. (2011). Teaching with love & logic: taking control of the classroom. Golden,

CO: Love & Logic Institute.

Lunch count/ Attendance Option (if I choose not to use the active board for lunch count):




Voice Meter:

Voice Levels		
4		Outside
3		Table Talk
2		Partner Talk
1		Whisper
0		No Voice

Voice Levels	
 Loud Voice	3
 Speaking Voice	2
 Whisper Voice	1
 No Talking	0









Bathroom/Drink Pass:



Calming Corner/Safe Place and instructions on how to calm down:



Ways I can calm myself...

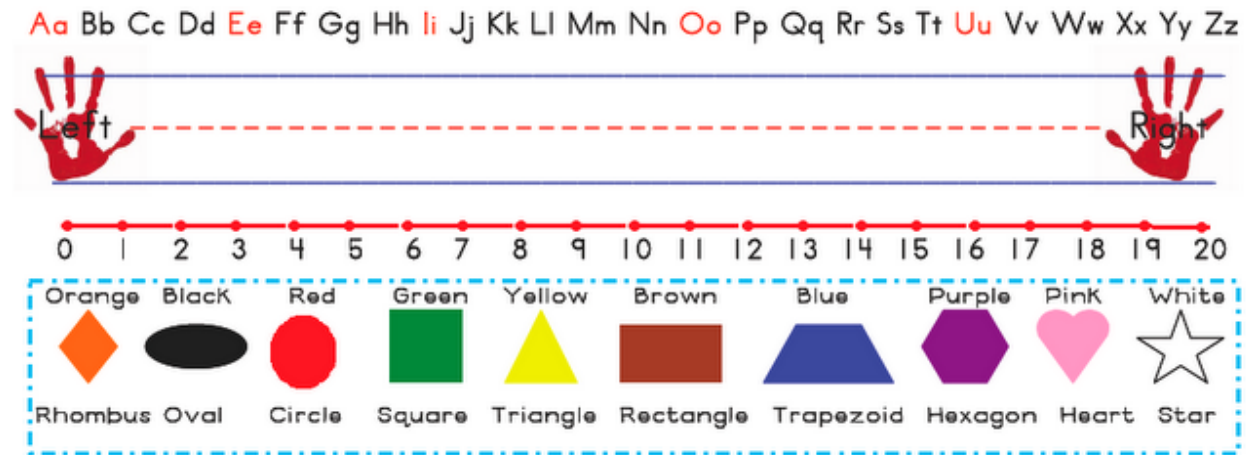
Write About It 	Draw a Picture 	Breathe Deeply 
Put my Head Down 	Remember a Happy Time 	Take a Brain Break 
Read a Book 	Smile 	Count to 10 1,2,3,4,5,6,7,8,9,10



An example of how I would want to put a container filled with extra materials on each desk if my desk arrangement was in pods.



Nametag example:



Attention Getters:

